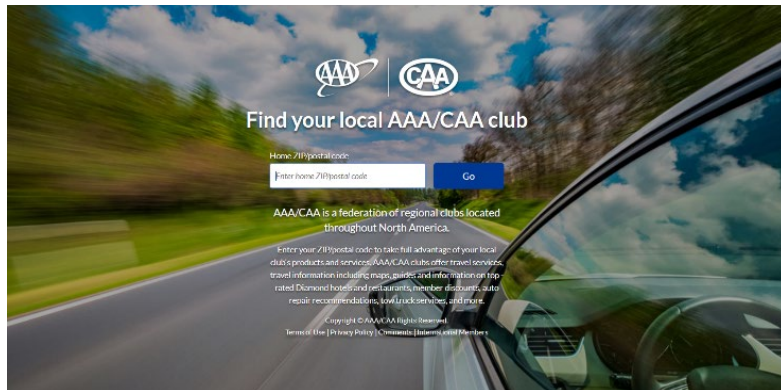
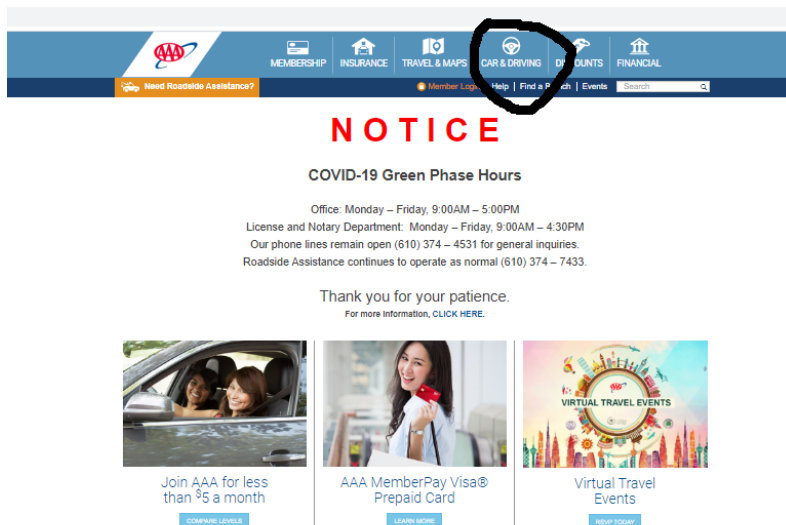


Instructions on how to take the AAA Roadwise Driver course online at [www.AAA.com](http://www.AAA.com).

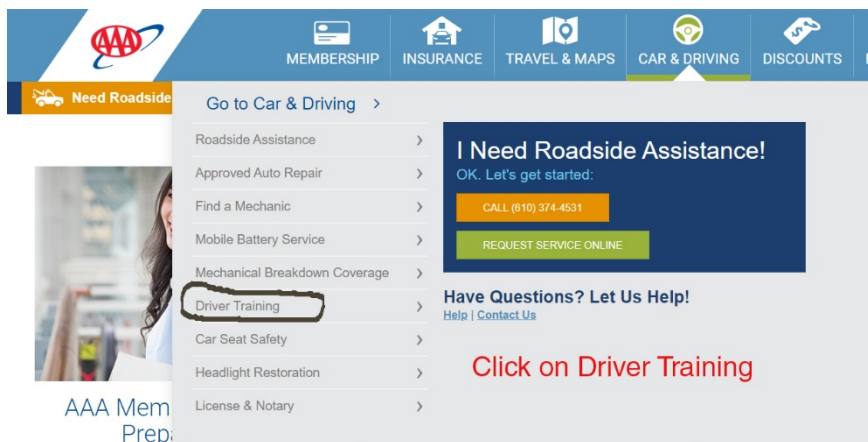
1. Log in to [www.AAA.com](http://www.AAA.com). Enter your zip code if prompted. The page would look like this:



2. The home page will look like the picture below.



3. Click on the CAR & DRIVING tab. You will see this page:



4. Click on Driver Training. You will see this page:

AAA

MEMBERSHIP INSURANCE TRAVEL & MAPS CAR & DRIVING DISCOUNTS FINANCIAL

Need Roadside Assistance? Member Login | Help | Find a Branch | Events Search

## Driver Training & Education

Whatever you need to learn behind the wheel, AAA is here to help

### Dare to Prepare Program

A unique teen/parent workshop designed to get a conversation started between parent and teen about the responsibility side of becoming a driver. Teens whose parents are AAA members receive a certificate good for one free year of Classic Associate AAA membership. Preregister by calling our member services staff at (810) 374-4531

[LEARN MORE](#)

### RoadWise Driver Program

Refine your driving skills and maintain your independence! Learn how to hone your driving skills and learn about new vehicle technology and driving tips for today's drivers.

[LEARN MORE](#)

5. Click on the Learn More box under RoadWise Driver Program. You will see this page:

## AAA is the leader in driver safety

Take advantage of the RoadWise program today.

[TAKE AN ONLINE COURSE](#) [TAKE A LOCAL COURSE](#)

Driving is a skill that can and should be continually improved. AAA's Roadwise Driver™ is a course that can be taken online or in a classroom to help senior drivers keep driving knowledge fresh and get the most out of your vehicle, while reducing risk to you, your passengers and others on the road. The course covers topics like:

- Extending Your Safe Driving Career
- Distractions, Drowsiness, Aggressive Driving & Road Rage
- Managing Visibility, Time & Space
- Alcohol & Medications
- Comfort & Safety Tips

Taking a comprehensive driving improvement course will ensure that you have the most up-to-date driving techniques and understand the latest vehicle technologies. As you age, it is important for senior drivers to know and understand how to adjust for slower reflexes, weaker vision and other changes. Some of the benefits related to taking AAA's Roadwise Driver™ improvement course are:

- Potential discount on insurance programs.
- Getting up to speed on the latest in vehicle technology, such as adaptive cruise control and lane-departure warning systems. Learn the proper use of these and other safety systems available in vehicles today.

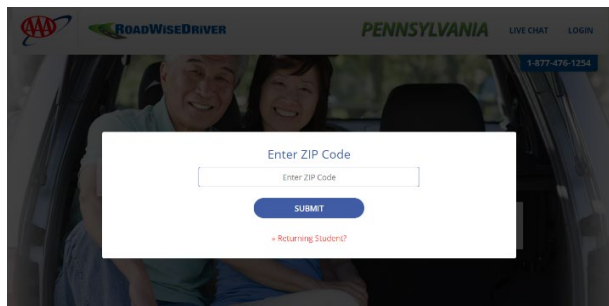
As a group, senior drivers are at a higher risk of having a serious collision per mile driven than any other age group except for those under age 25. Drivers in their late 70s have about the same number of injury-involved crashes per mile driven as drivers in their early 20s. And driver's age 65 and older are injured or killed in crashes at a higher rate than any other age group. This is due primarily to increased fragility that comes with age. Older senior drivers are generally less able to withstand the forces of a crash, so they are more likely to become injured, compared with younger, stronger and fitter individuals. Older adults also don't typically recover from injuries as quickly as they once did.

Classroom driver improvement courses are taught by AAA-certified instructors trained to make your experience educational and engaging – and to make you a better driver. In this environment, you can ask the instructor questions, learn from others in a group setting and gain hands-on experiences in real world situations.

**AAA is the leader in driver safety. In fact, AAA invented driver training in 1935.**

Visit [www.SeniorDriving.AAA.com](http://www.SeniorDriving.AAA.com) for information on evaluating your driving ability, understanding mind and body changes as we age, the importance of improving driving skills, how to maintain mobility and independence, and resources for family and friends of older drivers.

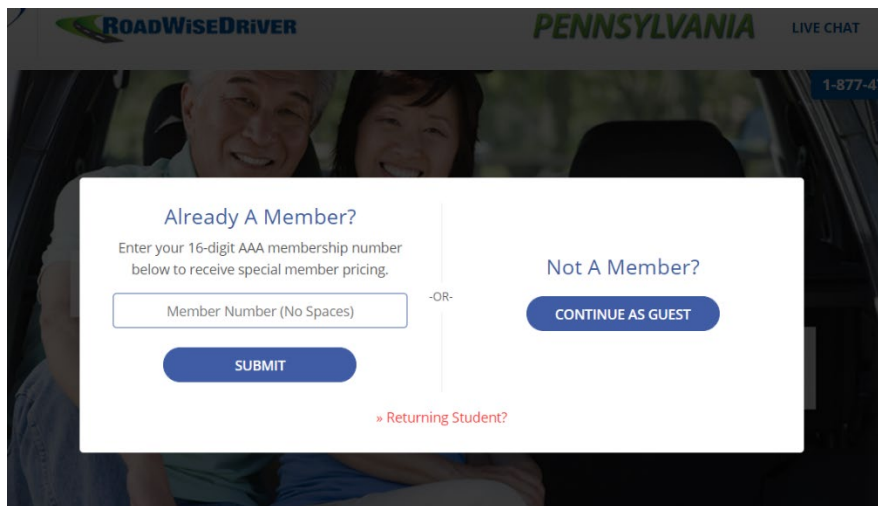
6. Click on Take An Online Course, then enter your home zip code.



The screenshot shows the AAA RoadWise Driver Pennsylvania website. A white modal box is centered on the screen with the title "Enter ZIP Code". Inside the box is a text input field labeled "Enter ZIP Code" and a blue "SUBMIT" button. Below the button is a red link that says "» Returning Student?". The background of the website is a dark image of a smiling couple in a car.

7. Husbands and wives will each create their own account. If you are both AAA members, you will enter the entire 16-digit member number from the membership card with your own name on it. Then click on the blue Submit box.

Non-members will click on the blue Continue As Guest box.



The screenshot shows the AAA RoadWise Driver Pennsylvania website. A white modal box is centered on the screen. It has two columns. The left column is titled "Already A Member?" and contains the text "Enter your 16-digit AAA membership number below to receive special member pricing." followed by a text input field labeled "Member Number (No Spaces)" and a blue "SUBMIT" button. The right column is titled "Not A Member?" and contains a blue "CONTINUE AS GUEST" button. Between the two columns is a small "-OR-" separator. At the bottom of the modal is a red link that says "» Returning Student?". The background of the website is a dark image of a smiling couple in a car.

8. If you have taken a AAA RoadWise Driver class within the past three years, click on the 4-hour Refresher Course. If you have never taken the AAA class, or it has been more than three years since you last took the AAA class, click on the 8-hour Initial Course.



The screenshot shows the AAA RoadWise Driver Pennsylvania website. The header features the text "KEEPING DRIVERS ON THE ROAD. Safer. Longer." over a background image of a smiling couple in a car. Below the header, there are two main sections. The left section is titled "Improve Your Driving Skills and Maintain Your Independence!" and contains a paragraph about the course and a list of topics: "Defensive Driving, Drowsiness, Aggressive Driving & Road Rage, Changing Vehicle, Time & Space, and Medications, Work & Safety Tips". The right section is titled "It's Fast, Easy, and Could Save You Money!" and contains a "Sign Up" button and a "Select Course" dropdown menu. The dropdown menu shows two options: "» 8-Hour Initial Course" and "» 4-Hour Refresher Course".

9. Create your account(s). Items with a **red star \*** indicate required entry of information.

If you are a AAA Member and taking the 8-hour Initial Course, the screen will look like this (non-members pay \$22):



## Online RoadWise Driver Course

Mature Driver Course for Seniors

Questions? Call Us: 1

### RoadWise for Senior Drivers PA 8- Hour - **\$19.00**

#### Student Information

Please enter your contact and shipping information below.

First Name  \*

Last Name  \*

Address  \*

Apartment #

City  \*

State  \*


Zip/Postal  \*

Day Phone  \*

Date of Birth    (mm/dd/yyyy) \*

If you are a AAA Member and taking the 4-hour Refresher Course, the screen will look like this (non-members pay \$22):

---



**Online RoadWise Driver Course**  
Mature Driver Course for Seniors

Questions? Call U

---

**RoadWise for Senior Drivers PA 4- Hour - \$19.00**

**Student Information**

---

Please enter your contact and shipping information below.

First Name

Last Name

Address

Apartment #

City

State

Pennsylvania

Zip/Postal

Day Phone

Date of Birth

(mm/dd/yyyy)

10. Pay for the course. You will need a credit card for this step. You will have an opportunity to print your receipt for your records. (Note: There are no discounts for married couples or military veterans with the online course like there is with the classroom course.)



### Print this page...

#### 1. **Print this page!**

Print This Page Now

Print this page! This is your receipt.

#### 2. **Take Note!** Write down your username below.

Username: [cgouker@aaaardgberks.com](mailto:cgouker@aaaardgberks.com)

You will need your username and password if you plan on starting your exam at a later date.

[Click here to login](#)

#### 3. **Start Now!** Click the button below to begin your course.

Start Course Now

#### 4. **Carefully review!** If any of the information below is incorrect, please contact customer support.

Order ID#: 13407492

##### Order Information

RoadWise for Senior Drivers PA 4-Hour	1	\$13.95
---------------------------------------	---	---------

##### Contact Information

Name:

Date Of Birth:

##### Payment Information

Card Holder Name:

Card Type:

Card Number:

Expiration Date:

Reference Number:

Street Number:

Zip Code:

11. You are almost there! The blue boxes you see at the top of the page (shown on next page) give you access to your account information, personal info as you've entered it, online or phone assistance contact information, course table of contents, and logout link. The logout link is where you will log out each time you need to take a break from the course. You are able to stop and start as you need to.

MY ACCOUNTPERSONAL INFONEED HELP?TABLE OF CONTENTSLOGOUT

Welcome Cheryl Gouker!

Important Information

- Click [here to enter your driver license number.](#)
- Welcome to the AAA Pennsylvania RoadWise Driver for Seniors Course!

▶ Start The Course

🔍 View The Table Of Contents

The page will look like this:

Driver License Number

Enter your driver license number.

Cancel

Submit

12. Enter your Pennsylvania Driver's License number by clicking on the blue underlined link.

13. Click on Start the Course.

MY ACCOUNTPERSONAL INFONEED HELP?TABLE OF CONTENTSLOGOUT

Welcome Cheryl Gouker!

Important Information

- Click [here to enter your driver license number.](#)
- Welcome to the AAA Pennsylvania RoadWise Driver for Seniors Course!

▶ Start The Course

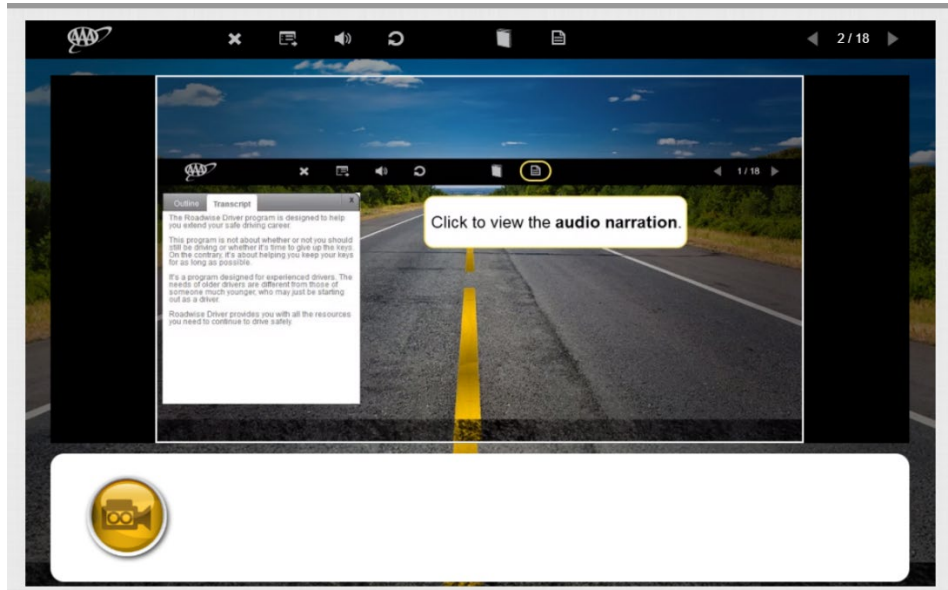
🔍 View The Table Of Contents

14. The screen will look like this:





15. Click on the grey forward arrow on the top far right to go to the next slide. Watch the video and listen to the audio (you can also read the transcript on the left) that will explain the different features of the online course and how you can navigate through it and interact with it. You will see this:



16. There is a timer on this course that is to make sure participants take the necessary time to complete each module. If you try to go too quickly, you may get this error message:

[MY ACCOUNT](#)

## Time requirements not complete

You must complete the time requirements for the previous module before you can begin the next module. The reading material is set to a specific time limit per state requirements and although some readers may finish the text before the allotted time has elapsed we ask that you review the material again until the time requirement has been met.

**PLEASE NOTE - The timer will NOT continue its countdown until you leave this page and return to the course. Please click the "Return to Course" button now.**

**Time Remaining: 15 Minutes**

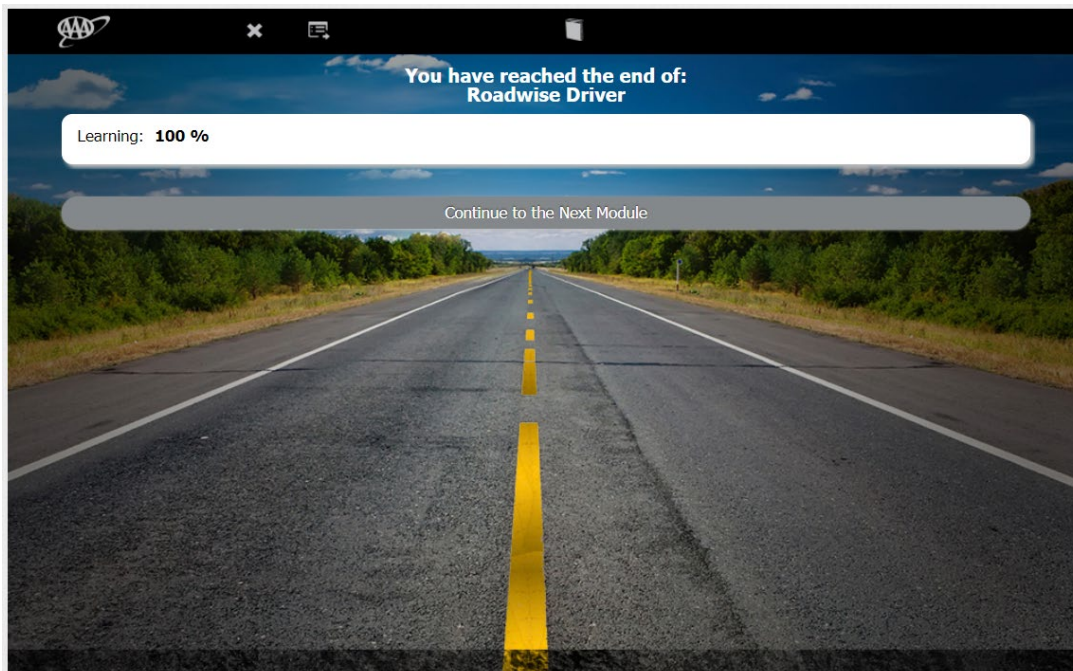
[<< Return to course](#)



17. Now you are on your way to completing the online course! You will have an opportunity to print your certificate after you complete the program and pass the summary quiz (at least 80%). Don't worry – you have unlimited attempts to pass until you succeed without paying a penny more. Be sure to print extra copies of your certificate for your own records and to share with a new insurance agent if you change insurance companies within the next three years.



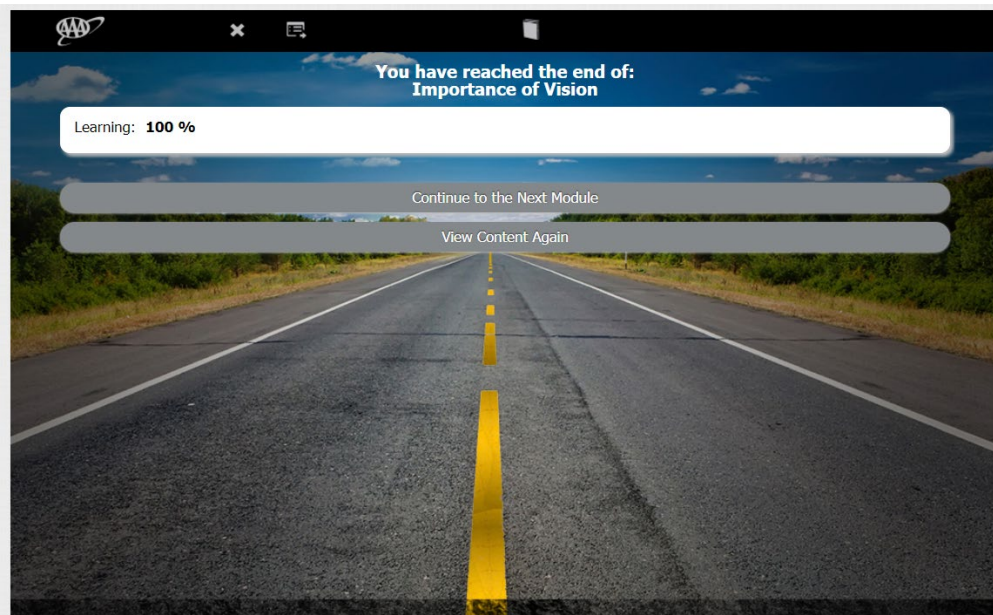
18. When you finish a module, you will see the image below. Click on the grey box to continue.



19. Click on Continue to Next Page.



20. From now on you have the choice of either moving on the next module or going back to review the content again.



21. You are free to stop and start the course as you need to. When you are ready to start again, click on the Login link as shown at the top of the page below (see Steps 1-8 above). Be sure you have your user name and password handy to start where you last left off.





**Online RoadWise Driver Course**  
Mature Driver Course for Seniors

Questions? Call Us: 1-877-476-1254

Username: cgouker@aaardgberks.c

Password:

To reset your password - [click here](#).

Login

22. If you need customer service for any aspect of the online program, please call the AAA Help Desk at 1-877-476-1254. You can also get assistance online at [help.americansafetycouncil.com](http://help.americansafetycouncil.com).